

## PRO 5 ENTERIES DOME FIBER OPTIC SPLICE CLOSURE

# 5 ENTERIES DOME FIBER OPTIC SPLICE CLOSURE PRO



## Overview

5 ENTERIES DOME FIBER OPTIC SPLICE CLOSURE is one of the main equipment for user access points, applied for protective connection and distribution between two or more cables. The primary function is to connect distribution cable and indoor cable in the open air. It's widely used in communication systems, cable TV, optical cable network systems and others by virtue of steady structure, good sealing performance and easy construction

## Applications

Telecommunication Network  
CATV-Cable Television  
Wall-Mounted, Pole-Mounted, Aerial Application

## Features

Fibline dome type fiber optic splice closure is design and produced as per YD/T 814.1-2004 industry standard. It is suitable for fiber optical cable direct and branch splicing, connection protection.

Bending: The closure and cable junction can stand bending tension 150N, bending angle  $\pm 45^\circ$  for 10 cycles.

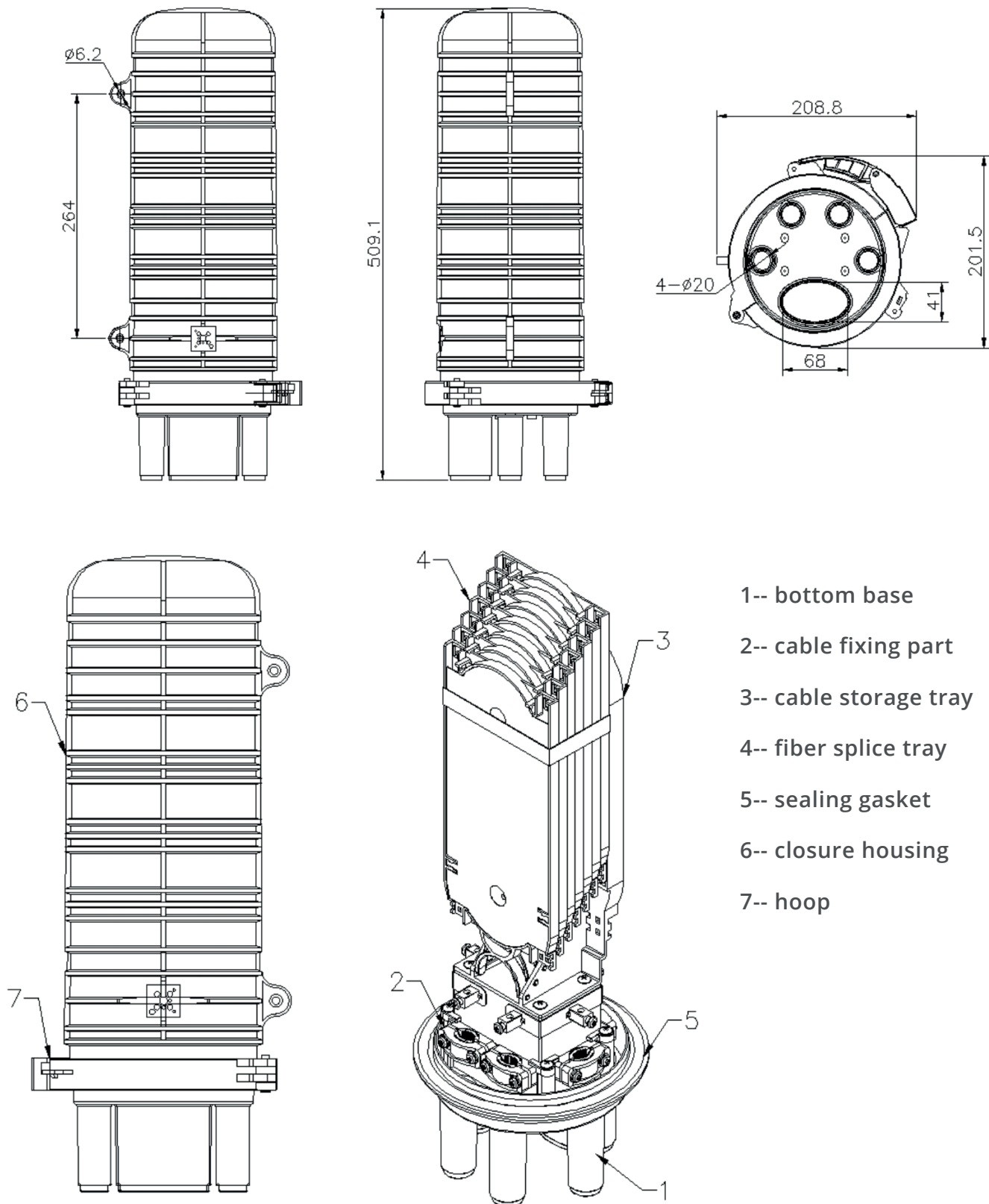
## PRO 5 ENTERIES DOME FIBER OPTIC SPLICE CLOSURE

## Technical Specification

Parameters	ST-F106H-2	ST-F106H-3	ST-F106H-4	ST-F106H-6
Cable Ports	1+4 entries ( 1 Inlet + 4 Outlet)	1+4 entries ( 1 Inlet + 4 Outlet)	1+4 entries ( 1 Inlet + 4 Outlet)	1+4 entries ( 1 Inlet + 4 Outlet)
Max Capacity of Fiber	48 Fibers	72 Fibers	96 Fibers	144 Fibers
24 Fibers Splice Tray	2 pcs	3 pcs	4 pcs	6 pcs
IP Rating	IP68	IP68	IP68	IP68
Installation Type	Manhole and Pole	Manhole and Pole	Manhole and Pole	Manhole and Pole
Operating Temperature	-40°C to +80°C	-40°C to +80°C	-40°C to +80°C	-40°C to +80°C
Pressure: The closure can stand pressure	1500N/100mm	1500N/100mm	1500N/100mm	1500N/100mm
Impact	16N·m, impact 3 times	16N·m, impact 3 times	16N·m, impact 3 times	16N·m, impact 3 times
Dimensions (HxW)	509 ,1 mm 208,8mm	509 ,1 mm 208,8mm	509 ,1 mm 208,8mm	509 ,1 mm 208,8mm
Net Weight	2,75kg	2,75kg	2,75kg	
Material	PP	PP	PP	PP
Voltage resistance:	≥15000V (DC) /1min, no breakdown, no arc.	≥15000V (DC) /1min, no breakdown, no arc.	≥15000V (DC) /1min, no breakdown, no arc.	≥15000V (DC) /1min, no breakdown, no arc.
Stretching	600N	600N	600N	600N

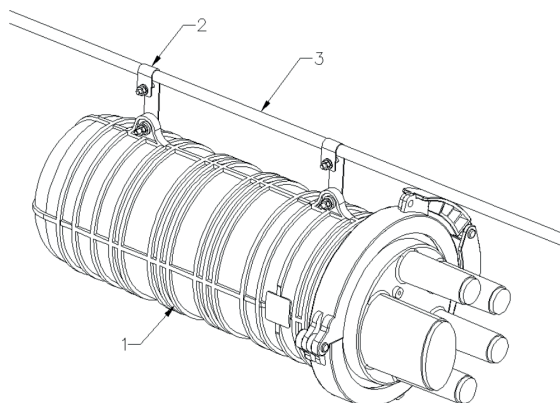
## PRO 5 ENTERIES DOME FIBER OPTIC SPLICE CLOSURE

## The dimension diagram:(mm)



## PRO 5 ENTERIES DOME FIBER OPTIC SPLICE CLOSURE

## Aerial hanged application

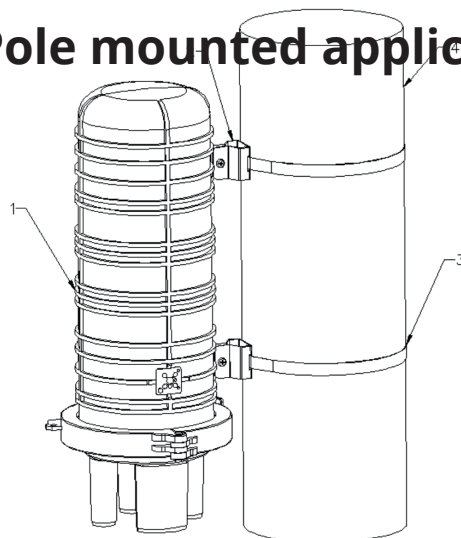


1-- Splice closure

2-- Aerial hanged accessory

3— steel wire

## Pole mounted application



1-- Splice closure

2-- Fixing part

3— Stainless tape

4— Pole

## Accessories list

Item	Product	Spcification	Unit	Qty
1	Heat shrinkable protect sleeve	L=60mm	PCS	As per using capacity
2	Cable tie	L=120mm	PCS	10
3	Insulating tape	0.15*17mm*8	roll	1
4	Plastic tube	Φ5*0.6mm white	meter	0.8
5	Heat shrink tube	Φ30*100mm black	PCS	4
6	Heat shrink tube	Φ60*150mm black	PCS	1
7	Branch kit	S size	PCS	1
8	Aluminum foil paper	15cm*10cm with gum	PCS	1
9	Pole mounted accessories	Stainless	SET	1